

Up to 430 watt

WST-NGXB-D3 Full Black

N-Type Bifacial Glass-Glass Series

Higher yield panel design for commercial and residential owners



PERFORMANCE WARRANTY

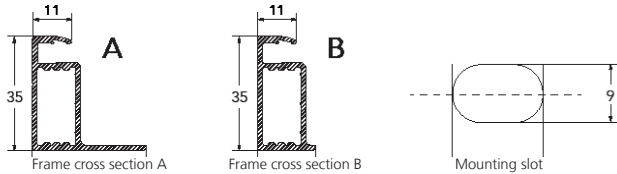
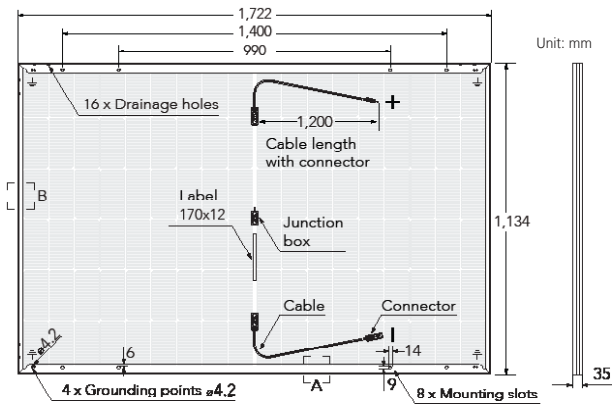


COMPLIMENTARY INSURANCE



www.winaico.com.au

DIMENSIONS



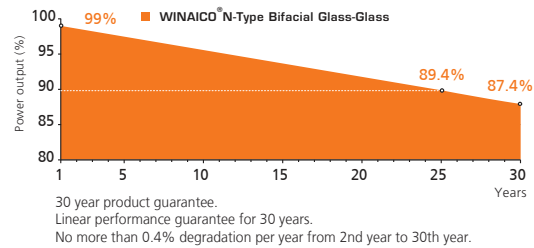
PACKAGING



MECHANICAL DATA WINAICO WST-NGXB-D3 SERIES

Cell	Monocrystalline, N-type, bifacial
Quantity and wiring of cells	108 (6 strings x 18 cells)
Bifaciality	Up to 80 %
Dimensions	1,722 x 1,134 x 35 mm (67.80 x 44.65 x 1.38 in)
Weight	24 kg (52.9 lbs)
Front-side glass	2.0 mm, tempered solar glass with anti-reflective coating
Back-side glass	2.0 mm, tempered solar glass, partially black printed
Encapsulant material	POE
Frame	Black anodised aluminium
Junction box	IP68, 3 bypass diodes
Connector type	Stäubli MC4-EVO2A IP68
Cable length (IEC/UL)	Cable 2 x 1.2 m (47.24 in) / 4 mm ²
Fire safety class ⁴ (IEC61730)	C
Protection class (IEC 61140)	II

WINAICO PERFORMANCE GUARANTEE



Operating conditions

Operating conditions	WINAICO WST-NGXB-D3
Operating temperature	-40 °C to +85 °C / -40 °F to +185 °F
Maximum system voltage IEC/UL	1,500V/1,500V
Maximum series fuse	30 A
Maximum design load (push/pull)	3,600 Pa/1,600 Pa
Maximum test load (push/pull)	5,400 Pa/2,400 Pa
Nominal module operating temperature NMOT	42 ± 2 °C
Temperature coefficient of P _{MAX}	-0.30%/°C
Temperature coefficient of V _{OC}	-0.25%/°C
Temperature coefficient of I _{SC}	0.045%/°C
Certifications	IEC 61215-1:2021, IEC 61215-2:2021, IEC 61730-1:2021, IEC 61730-2:2021

Electrical data (STC)¹

Electrical data (STC) ¹	WST-430NGXB-D3 Full Black	Unit
Nominal performance P _{MAX}	430	Wp
Voltage at maximum performance V _{MP}	32.68	V
Current at maximum performance I _{MP}	13.16	A
Open circuit voltage V _{OC}	38.60	V
Short circuit current I _{SC}	13.80	A
Module efficiency	22.02	%
Bifacial gain ³	473 (+43)	W
10 % Pmpp		
15 % Pmpp	494 (+64)	W
20 % Pmpp	516 (+86)	W
Power tolerance	0~+5W	W

Electrical data (NMOT)²

Electrical data (NMOT) ²	WST-430NGXB-D3 Full Black	Unit
Nominal performance P _{MAX}	322	Wp
Voltage at maximum performance V _{MP}	30.51	V
Current at maximum performance I _{MP}	10.56	A
Open circuit voltage V _{OC}	36.52	V
Short circuit current I _{SC}	11.12	A

- Electrical data applies under standard test conditions (STC): solar radiation 1,000 W/m² with light spectrum AM 1.5, with cell temperature 25 °C. Measurement tolerance of P_{MAX} at STC: ±3%. Accuracy of other electrical data: ±10%.
- Electrical data applies under Nominal Module Operating Temperature (NMOT), irradiance of 800 W/m², spectrum AM 1.5, ambient temperature 20 °C, wind speed 1 m/s.
- The additional power gain from the rear side depends on the irradiance conditions at the installation site and the mounting situation.
- The fire safety test methods according to IEC 61730-2:2016 Annex B, Fire Tests of Roof Coverings.



WINAICO Australia Pty Ltd
 Tel + 61 2 8091 2771
 australia@winaico.com
 https://www.winaico.com.au/
 3/393 George Street, Sydney NSW 2000, Australia



WINAICO is a trademark of
 Win Win Precision Technology Co., Ltd.

Win Win Precision Technology Co., Ltd

Tel + 886 3 568 8699 · info@w-win.com.tw
 www.wwpt.com.tw · www.winaico.com
 4F., No. 180, Sec. 2, Gongdao 5th Rd., East Dist.,
 Hsinchu City 300, Taiwan R.O.C.
 Made in China